

# Industrial Ergonomic HAND TRUCKS

•• RUGGED •• DURABLE •• SIMPLE •• LIGHTWEIGHT ••



Back: Appliance Cart, Dual Handle Aluminum, Dual Directional with Quick Hand Design, Aluminum "P" Handle  
Front: Steel Convertible



**EASY TO MANEUVER AROUND**



**WAREHOUSES**

**TRADE SHOWS**

**MOVING COMPANIES**

**MOVE FORWARD, BACKWARD,  
LEFT OR RIGHT**

**DELIVERY TRUCKS**

**LOADING DOCKS**

**SUPER MARKETS**

**CONVERTIBLE FROM A HAND  
TRUCK TO A PLATFORM TRUCK**



# INDUSTRIAL HAND TRUCKS

LONG LASTING, SIMPLE, DURABLE AND LIGHTWEIGHT DESIGNS

## Dual Handle Hand Trucks



**DHHT-500A**

(Aluminum/Steel Nose Plate)



**DHHT-500A-ANP**

(Aluminum/Aluminum Nose Plate)



**DHHT-500S**

Maximize control for different loads with heavy duty **Dual Handle Hand Trucks**. These hand trucks can transport boxes or crates wherever they are needed. 10" x 3-1/4" pneumatic wheels will transport loads smoothly and evenly over rough or uneven floors.

Model Number	Description	Nose Plate (W x D)	Overall Size (W x D)	Capacity (pounds)
DHHT-500A	Aluminum	14" x 9"	19-1/2" x 47-1/2"	600
DHHT-500A-ANP	Aluminum	18" x 7-1/2"	19-1/2" x 47-1/2"	600
DHHT-500S	Steel	13-3/4" x 6-1/2"	21" x 47"	600

## Push-Out Hand Truck



**POHT-300**

The **Push-Out Hand Truck** is an ergonomically designed steel construction hand truck that handles loads up to 300 lbs. To use simply load hand truck at an upright angle and transport to destination. Once arrived simply pull down the handle, pushing the packages off, and walk away. Not only does this hand truck save time and increase productivity but it also minimizes the number of back and knee injuries related to unloading. 5-1/2" x 2" solid rubber wheels standard.

Model Number	Nose Plate (W x D)	Overall Size (W x H)
POHT-300	13" x 7"	17" x 48"

## "P" Handle Hand Trucks



**APHT-500-A**



**SPHT-500-S**




**SPHT-500-S**

The **"P" Style Hand Trucks** are ideal to transport heavy and awkward loads weighing up to 600 lbs. These trucks work well for the user that needs to free up one hand. The "P" shaped handle is easy for anyone to steer or maneuver. This unit rolls smoothly on 10" x 3-1/4" pneumatic wheels.

Model Number	Description	Nose Plate (W x D)	Overall Size (W x D)	Capacity (pounds)
AHPT-500A	Aluminum	14" x 9"	20" x 51"	600
SPHT-500S	Steel	13-3/4" x 7-1/2"	19" x 51"	600
SPHT-500-SC	Chrome Steel	13-3/4" x 7-1/2"	19" x 51"	600

## High Back Steel Hand Truck with Push Out



**HBST-500**

The **High Back Steel Hand Truck with Push Out** will transport tall heavy loads weighing up to 500 lbs. from workstation to workstation. When the load has reached its final destination, the user simply pushes down on the back plate with their foot and the plate on the front of the unit will slide out the load. This feature reduces stress on the users back. 8" x 1-3/4" semi-pneumatic wheels.

Model Number	Nose Plate (W x D)	Overall Size (W x H)
HBST-500	13-1/2" x 7-1/4"	17-3/4" x 55"

# INDUSTRIAL HAND TRUCKS

FOR WAREHOUSES, SCHOOLS, SUPER MARKETS & SMALL BUSINESSES

## Fiber/Nylon Hand Truck




FNHT-500

Transport lightweight loads with this **Fiber/Nylon Hand Truck**. The unique construction is stronger than steel, yet lighter and more cost effective than aluminum. The 10" x 3-1/2" pneumatic wheels provide a smooth ride and years of durability. Capacity is 500 lbs.

Model Number	Nose Plate (W x D)	Overall Size (W x H)
FNHT-500	14" x 7"	20" x 48"


## Dual Directional Hand Trucks



DDT-500-M



QUICK HAND OPERATION



DDT-500




MANUAL OPERATION

The **Dual Directional Hand Truck** works great as a standard two-wheel hand truck or as a panel cart. This unit allows the user to transport loads forward/backward or left/right. You can transport loads of crates or boxes, or by turning the 8" x 2" mold-on-rubber wheels, you can turn the hand truck into a panel cart. Moving down narrow aisles or doorways is no longer a problem with the adjustable wheels and easy steering. Capacity is 500 lbs.

Model Number	Overall Size (W x D)	Nose Plate (W x D)	Operation	Capacity (pounds)
DDT-500	19" x 51"	13-3/4" x 7-1/4"	QUICK	500
DDT-500-M	19" x 51"	13-3/4" x 7-1/4"	MANUAL	500

## Ergonomic Hand Truck



AMPC-500

Heavy-duty construction, yet lightweight aluminum design provides superior control. This unit has knuckle guard handles, fold up nose plate, and curved back plate for transporting cylindrical objects. Transporting down stairs or steep hills is no problem with this unit. Capacity is 500 lbs. 10" x 3-1/2" pneumatic wheels.

Model Number	Nose Plate (W x D)	Overall Size (W x H)
AMPC-500	9"-11" x 9-3/4"	18" x 51-1/2"

## Convertible Hand Trucks



ALUMINUM CAHT-500



DSHT-500-PN



STEEL DSHT-500-PN

**The Aluminum & Steel Convertible Trucks** are versatile wonders. These unit can work in both the vertical and horizontal positions. Transporting smaller crates and boxes or longer narrow boxes is made easy with these multi-purposed hand trucks. These carts roll smoothly on 10" x 3-1/2" pneumatic and 4" x 1" solid rubber wheels.

Model Number	Nose Plate (W x D)	Overall Size (W x D)	Hand Truck Capacity (lbs.)	Platform Truck Capacity (lbs.)
CAHT-500	18" x 7"	20" x 54"	500	400
DSHT-500-PN	13-3/4" x 7"	21-1/2" x 58"	500	400

## Appliance Hand Truck



APPL-500

The heavy-duty steel **Appliance Cart** will transport large heavy and odd shaped loads from area to area. A strap and tension bar are included with this unit to hold large products such as refrigerators, stoves, washers, dryers or large machinery in place while transporting up or down stairways, hills or uneven surfaces. Unit has 5-1/2" x 2" solid rubber wheels and handles loads weighing up to 500 lbs.

Model Number	Nose Plate (W x D)	Overall Size (W x H)
APPL-500	24" x 3-3/4"	24" x 59-1/2"

## Three Wheel Cart



TWC-400

The **Three Wheel Cart** is great for uneven surfaces and outdoor work. A small 5" x 1" m.o.r. caster is located on the back of the cart to stabilize loads and prevent tipping. The back caster will also transform the unit into a horizontal hand truck. The unit will lie back horizontally, the handle will release to a standing position and now the cart is a platform truck. 10" x 3-1/2" pneumatic casters. Capacity is 400 lbs.

Model Number	Nose Plate (W x D)	Overall Size (W x H)
TWC-400	9-3/4" x 17-1/2"	25" x 50"

## Hand Truck Accessories



**Solid Urethane HAND-PP-U**  
Size 8" x 3"



**Hard Rubber HAND-HR-U**  
Size 8" x 1-1/4"



**Hand Truck Bag HTB-2**  
Size 12"W x 14"H  
Includes (4) velcro attachment straps  
(not compatible with Three Wheel or Convertible Trucks)

## Aluminum Fold-Up Hand Truck



FHC-250

The **Aluminum Fold-Up Hand Truck**, is designed for everyday, all purpose use. Perfect for the salesperson, student, office and maintenance personnel. The handle and wheels fold up quick and easy allowing you to store it into tight spaces such as trunks of cars, under tables or in closets. The collapsed size is 19"W x 2-3/4"D x 26"H. The unfolded size is 19"W x 17"D x 40-1/2"H. The capacity is 250 lbs.

## Plastic Fold-Up Hand Truck



FHC-75

The **Plastic Fold-Up Hand Truck** works with small loads handling up to 75 lbs. The 16"W x 13"D usable space can hold small parts, groceries, recycling goods, etc. The fold up design allows you take it with you wherever you travel; trade shows, airports or conferences. The overall size is 16"W x 13"D x 34-1/2"H.

## Multi-Function Luggage Cart/Chair



LC-803

The **Multi-Function Luggage Cart/Chair** constructed of both steel and plastic. Cart will handle lightweight loads up to 65 lbs., chair position holds up to 225 lbs. This Cart/Chair is perfect at trade shows for transporting products, literature and small parts.

**Distributed By:**