

Pallet Pullers



Model	Jaw Height	Jaw Opening	Chain Length
PAL-12	2 ³ / ₄ " (7cm)	5 ¹ / ₂ " (14 cm)	30" (76 cm)
PAL-14	1 ¹ / ₂ " (4 cm)	3 ¹ / ₂ " (9 cm)	6" (15 cm)
PAL-21	2 ³ / ₄ " (4 cm)	4 ¹ / ₂ " (11cm)	4 ¹ / ₂ " (11cm)
PAL-LP	1 ³ / ₄ " (4.5 cm)	4 ¹ / ₂ " (11cm)	30" (76 cm)

RATING

Pallet Pullers are rated to pull a 5000 lbs. skid across a smooth truck floor.
DO NOT USE FOR LIFTING



MODEL PAL-14

- Cammed closing action.
- Safety handle for ease in positioning.
- Utilize with wood, plastic, and metal pallets.
- Weight 14 lbs.

- Double scissor action.
- Rugged steel construction.
- Concave multi-dimensional teeth.
- For Stringers up to 4¹/₂" (11cm) Wide.
- Weight 21 lbs.



MODEL PAL-21



MODEL PAL-12


- Single scissor action.
- Our most popular model.
- Convex teeth.
- Overall length 19" (closed).
- Overall width 14" (closed).
- Weight 12 lbs.

- Fits lower height pallets.
- Same Solid construction as PAL-21.
- Lowest jaw height of scissor action pullers. (1.75 inches)
- Weight 20 lbs.



MODEL PAL-LP

Model PPC-20 and Model PPC-40
20' (6 m) and 40' (12 m) galvanized proof coil chains complete with grab hooks at each end



Attach Pallet Puller to Fork Truck With a Proof Coil Chain

**The Convenient And Low Cost Way
To Move Pallets To The Rear Of Trailers**



PRY LEVER BAR

IDEAL FOR TRUCK DRIVERS AND FREIGHT HANDLERS

STEEL PRY LEVER BAR

- 5,000 lbs. capacity
- 5, 6 and 7 foot handles
- All welded steel construction
- 5" x 2" polyurethane casters
- Flush Plate with reversed beveled edge
- Weight 35 lbs.




WOOD PRY LEVER BAR

- 4,250 lbs. capacity
- 5, 6 and 7 foot handles
- Flush nose plate with beveled edge
- 5" x 2" polyurethane casters
- Weight 34 lbs.


The above has all the standard features of the steel pry lever bar, with the addition of a revolutionary locking system. Simple to operate ---- Push handle down, depress pedal and the bar keeps the crate up. To disengage, push handle down and lift locking pedal with hand or foot.

SELF-SUPPORTING STEEL PRY LEVER BAR



Model Number
PLB/TS-54

STEEL PRY LEVER BAR



Model Number
PLB/S-35

WOOD PRY LEVER BAR



Model Number
PLB-34



T&S Equipment Company
 P.O. Box 496
 Angola, IN 46703
 Ph. (219)665-9521
 Fax (219)665-1339
 E-mail: tseq@dmci.net
 Website: www.tseq.com

Distributed By: