

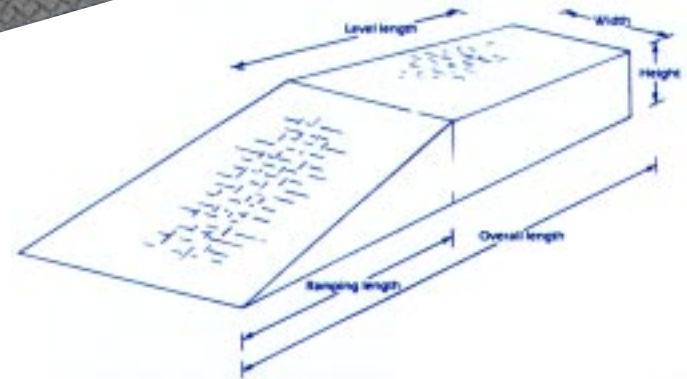

ALUMINUM

WHEEL RISERS

Series **ATWR**

Elevate low trucks to dock height

- ◆ Safety treadplate provides positive traction
- ◆ All aluminum construction
- ◆ 30,000 lb. capacity per pair




Wheel Risers are designed to facilitate compliance with OSHA requirements for a 10% maximum grade of ascending or descending loaded fork trucks.



Model **ATWR-WHL** portability kit allows one person to transport and place wheel risers.

HEIGHT	LENGTH		18" WIDE		24" WIDE	
	Level	Overall	MODEL	Weight (EA.)	MODEL	Weight (EA.)
6"	30"	48"	ATWR-18-6-48	60	ATWR-24-6-48	74
	36"	54"	ATWR-18-6-54	71	ATWR-24-6-54	87
	42"	60"	ATWR-18-6-60	81	ATWR-24-6-60	100
	84"	102"	ATWR-18-6-102	131	ATWR-24-6-102	160
8"	30"	54"	ATWR-18-8-54	78	ATWR-24-8-54	93
	36"	60"	ATWR-18-8-60	90	ATWR-24-8-60	109
	42"	66"	ATWR-18-8-66	103	ATWR-24-8-66	124
	84"	108"	ATWR-18-8-108	165	ATWR-24-8-108	199
10"	30"	60"	ATWR-18-10-60	96	ATWR-24-10-60	114
	36"	66"	ATWR-18-10-66	111	ATWR-24-10-66	132
	42"	72"	ATWR-18-10-72	126	ATWR-24-10-72	150
	84"	114"	ATWR-18-10-114	204	ATWR-24-10-114	244
12"	30"	66"	ATWR-18-12-66	117	ATWR-24-12-66	136
	36"	72"	ATWR-18-12-72	134	ATWR-24-12-72	157
	42"	78"	ATWR-18-12-78	151	ATWR-24-12-78	178
	84"	120"	ATWR-18-12-120	239	ATWR-24-12-120	283

- ◆ 40,000 lb. capacity per pair
- ◆ All Steel construction
- ◆ Safety treadplate provides positive traction



Series 400 Wheel Risers are equipped with fork slots for ease in fork truck transporting. Ramps may be stacked for compact storage when not in use. Fork pockets are 7 1/2" wide by 2 1/2" high usable.



Optional pre-aligned, pre-spaced parallel ramps attached by a pick-up connector. Lift trucks simply lower the unit in place. Overall width is 102". Use suffix - CPL.

HEIGHT	OVERALL LENGTH	LEVEL LENGTH	18" WIDE		24" WIDE	
			MODEL	Weight (EA.)	MODEL	Weight (EA.)
6"	48"	24"	SWR-400-18-6-48	119	SWR-400-24-6-48	144
	60"	36"	SWR-400-18-6-60	144	SWR-400-24-6-60	175
	72"	48"	SWR-400-18-6-72	177	SWR-400-24-6-72	216
	84"	60"	SWR-400-18-6-84	203	SWR-400-24-6-84	246
8"	60"	28"	SWR-400-18-8-60	167	SWR-400-24-8-60	199
	72"	40"	SWR-400-18-8-72	196	SWR-400-24-8-72	233
	84"	52"	SWR-400-18-8-84	235	SWR-400-24-8-84	281
	96"	64"	SWR-400-18-8-96	264	SWR-400-24-8-96	315
10"	60"	20"	SWR-400-18-10-60	190	SWR-400-24-10-60	224
	72"	32"	SWR-400-18-10-72	222	SWR-400-24-10-72	261
	84"	44"	SWR-400-18-10-84	267	SWR-400-24-10-84	315
	96"	56"	SWR-400-18-10-96	299	SWR-400-24-10-96	353
12"	72"	24"	SWR-400-18-12-72	248	SWR-400-24-12-72	289
	84"	36"	SWR-400-18-12-84	284	SWR-400-24-12-84	329
	96"	48"	SWR-400-18-12-96	335	SWR-400-24-12-96	391
	108"	60"	SWR-400-18-12-108	370	SWR-400-24-12-108	431

Wheel Risers are designed to facilitate compliance with OSHA requirements for a 10% maximum grade of ascending or descending loaded fork trucks.

Distributed by: