

# Series EHLT

# Electric Hydraulic Scissor Table & Optional Remote Control

The Scissor Lift Table is designed to raise products up to an ergonomic working height. Built with the same quality as all our lift tables, the EHLT maximizes safety and durability.

**= FAST LIFT SPEEDS =**

**Industrial Quality, 56 frame, 2 HP motor** delivers best torque with minimal amperage draw and maximum life


**Blue Powder Coat Finish** on platform

**Adjustable** upward travel limit switch

**Rugged** deep section scissor legs for superior strength

**Hinged Maintenance Prop**

**Push Button Control** fused 24 volt



**Patented Pinch Point Guard Standard**  
Being prepared is the best prevention.

**3000 PSI**  
Component rating on swagged hoses and fittings

**All Welded Steel**  
construction meets AWS standards

**Brass Safety Velocity Fuse**  
in hydraulic actuator prevents sudden drop

**State of the Art**  
bearings for long life - pins and bearings are replaceable

MODEL NUMBER	PLATFORM SIZE (W x L)	CAPACITY (LBS.)	RAISED HEIGHT	LOWERED HEIGHT	TRAVEL TIME (sec.)	VOLTAGE/ PHASE	WEIGHT (POUNDS)
EHLT-4048-3-43	40" x 48"	3,000	43"	7"	8	460/3	940
EHLT-4048-4-43	40" x 48"	4,000	43"	7"	11.2	460/3	940
EHLT-3060-3-43	30" x 60"	3,000	43"	7"	8	460/3	960
EHLT-3060-4-43	30" x 60"	4,000	43"	7"	11.2	460/3	960

MANY SIZES & STYLES AVAILABLE

110V, 1 PHASE & 208-230V, 3 PHASE ALSO AVAILABLE



## Optional Wireless Remote Control

- LIGHTWEIGHT
- EASY TO USE
- CONVENIENT



Lightweight with the overall size of 6"H x 4"W x 1"P, this remote control can easily fit in a pocket or on a belt.



Standard features include: 24V DC power, on/off switch, 2 or 4 button control, signal strength up to 150 feet and wireless.

Put the power in your hands with the Wireless Remote Control System, model RC-460. This lightweight, two-button, remote control gives you the freedom to control lifts from a range up to 150 feet (range can be adjusted for optimum signal strength and can be reduced if required). Unit is also available in a four-button model for lift and tilt tables.


Approved to meet part 15 of the Federal Communications Code, FCC (this means that you can transmit at the 300 MHz frequency). This remote control is also designed to prevent crosstalk and false triggering from stray radio frequency.

# Shorty Scissor Lift Tables


- RUGGED DESIGN • REMOTE POWER UNIT
- CAPACITIES UP TO 6,000 LBS.

Designed to raise products up to an ergonomic working height. When tight spaces are what you have to work with consider a **Shorty Scissor Table**. Available in both a single and double leg style these tables offer smaller deck sizes customized to your space requirements. Design features include full perimeter pinch point guard and emergency internal brass velocity fuse.

Built with the same quality as all our lift tables, the EHLTS maximizes safety and durability.



EXTERNAL POWER UNITS



DOUBLE SHORTY SCISSOR TABLE

## Single Series - EHLTS

VERTICAL TRAVEL	PLATFORM WIDTH	PLATFORM LENGTH	CAPACITY (POUNDS)	RAISED HEIGHT	LOWERED HEIGHT	TRAVEL TIME (SEC.)
24"	24"-48"	36"-48"	1,000	31"	7"	5
	24"-48"	36"-48"	2,000	31"	7"	5
	24"-48"	36"-48"	3,000	31"	7"	5
24"	24"-48"	36"-48"	4,000	31"	7"	10
	24"-48"	36"-48"	5,000	31"	7"	10
	24"-48"	36"-48"	6,000	31"	7"	10

## Double Series - EHLTSD

VERTICAL TRAVEL	PLATFORM WIDTH	PLATFORM LENGTH	CAPACITY (POUNDS)	RAISED HEIGHT	LOWERED HEIGHT	TRAVEL TIME (SEC.)
42"	24"-48"	36"-48"	1,000	52"	10"	4
	24"-48"	36"-48"	2,000	52"	10"	7
	24"-48"	36"-48"	3,000	52"	10"	8
42"	24"-48"	36"-48"	4,000	52"	10"	11
	24"-48"	36"-48"	5,000	52"	10"	16
	24"-48"	36"-48"	6,000	52"	10"	16

# Low Profile Air Bag Scissor Lift Tables

- Extra Low Profile Design
- Protection Valving for Safety
- Perimeter Pinch Point Guard
- Over Pressure Sensing Shut-off Valve
- Push Button Hand Control
- Independent Cellular Design
- Integral Maintenance Support that Locks in Place
- Rugged Welded Steel Construction
- Requires Minimum 80 p.s.i.
- Non-Electrical Operation

## Series - ABLT



PLATFORM WIDTH	PLATFORM LENGTH	CAPACITY (POUNDS)	RAISED HEIGHT	LOWERED HEIGHT
37"-44"	38"-44"	2,000	19"	3-1/8"
43"-60"	42"-60"	2,000	25"	3-1/8"
48"-60"	42"-60"	2,000	33"	3-1/8"
37"-44"	38"-44"	3,000	19"	3-1/8"
43"-60"	42"-60"	4,000	25"	3-1/8"
51"-68"	46"-54"	4,000	33"	3-1/8"



**Vestil Manufacturing Company**  
 P.O. Box 570  
 Angola, IN 46703  
 Ph. (219)665-7586  
 Fax (219)665-1339  
 E-mail: sales@vestil.com  
 Website: www.vestil.com

**Distributed By:**