
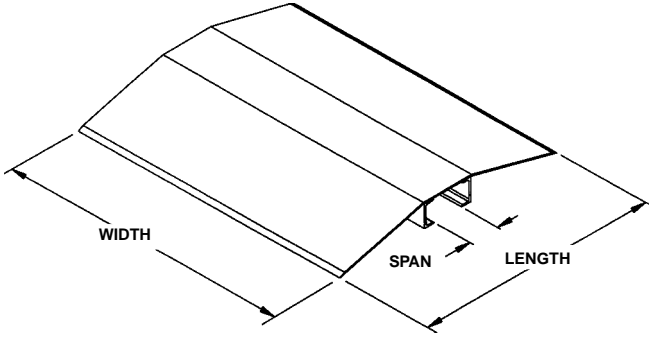


# WIRE HOSE CABLE

# BRIDGES

- STORES
- ARENAS
- SCHOOLS
- WAREHOUSES
- OFFICES

## Fabricated Aluminum Bridge




Model Number	Overall Width	Overall Length	Overall Span	Capacity (Pounds)	Weight (Pounds)
FHCR-24-36-4	24"	36"	4"	2,000	36
FHCR-24-40-8	24"	40"	8"	2,000	39
FHCR-24-44-12	24"	44"	12"	2,000	42
FHCR-24-48-16	24"	48"	16"	2,000	45
FHCR-48-36-4	48"	36"	4"	2,000	71
FHCR-48-40-8	48"	40"	8"	2,000	77
FHCR-48-44-12	48"	44"	12"	2,000	85
FHCR-48-48-16	48"	48"	16"	2,000	90

Fabricated Aluminum Hose and Cable Bridge protects hoses and cables from fork truck and other forms of traffic. Constructed of light weight durable aluminum treadplate. The opening width is available in spans of 4" to 16". Ramps are available in 24" and 48" wide with a standard capacity of 2,000 lbs.

CLEAR HEIGHT IS 4 INCHES. CUSTOM SIZES AVAILABLE UPON REQUEST.

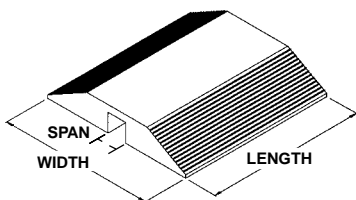
## Urethane & Molded Rubber Hose & Cable Bridges



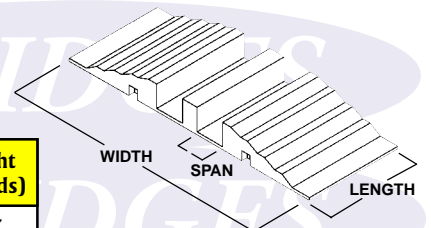
- Loads up to 100 PSI deflect less than 10%
- Traction cleats on ramp surface
- Weather resistant
- Designed to accommodate foot traffic
- Skin-strong tear strength
- Available in Molded Rubber or Urethane

- Designed for automobile & fork truck traffic
- Interlocking, solid reinforced rubber units
- Simply lock together as many units as required
- Special stepped construction for safe, smooth crossing

- Aluminum treadplate insert protects hoses and cables
- Designed for rollover and pedestrian traffic

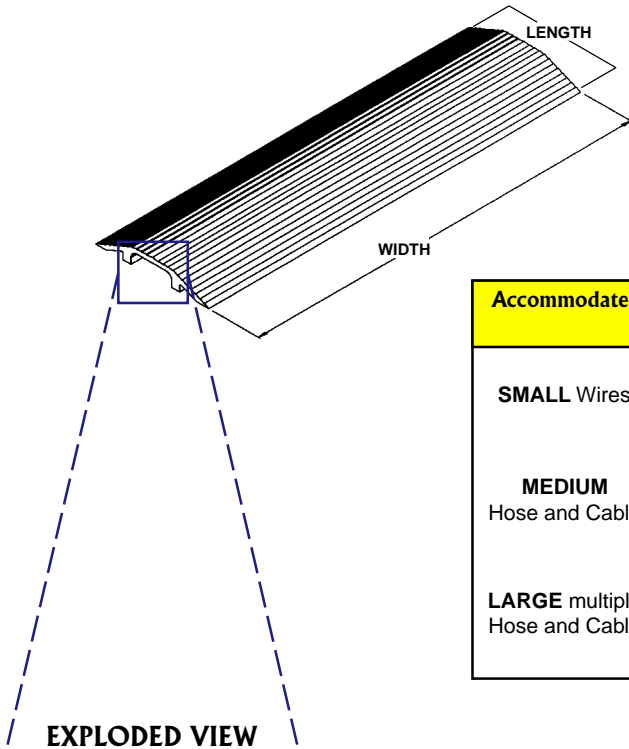



Model Number	Overall Width	Overall Length	Overall Span	Capacity (Pounds)	Weight (Pounds)
URTH-24	24"	24"	5"	2,400	17
MRBR-24	24"	24"	5"	2,000	25
RHC-12	12"	32-3/4"	3-1/2"	2,000	27
RHC-12/A	12"	32-3/4"	3"	2,000	32



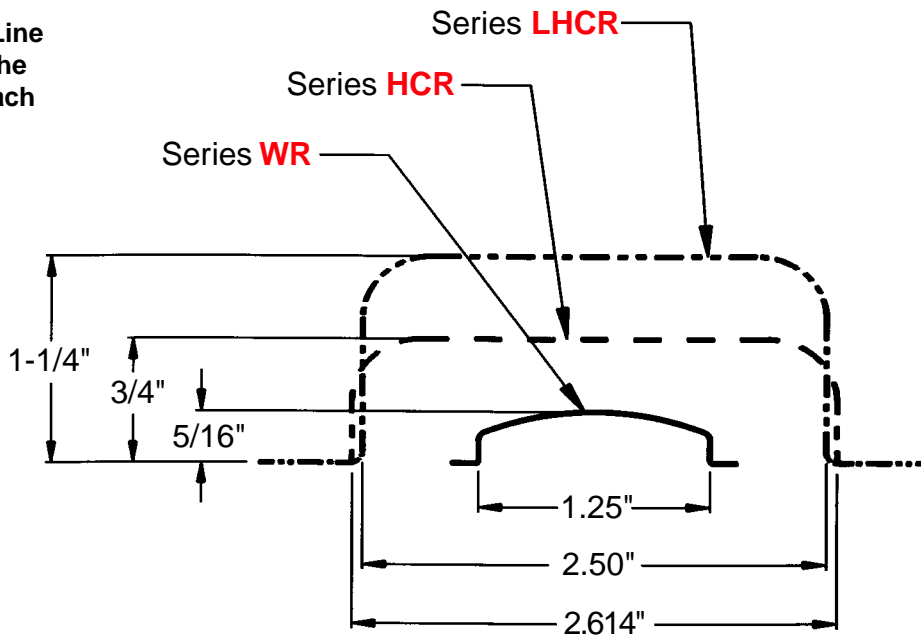
# Extruded Aluminum Bridge

The Aluminum Extruded Ramp protects air lines, electrical cord and computer cables from damage by fork trucks, carts and personnel. These ramps have serrated edges for maximum traction and are light weight for easy portability.



Accommodates	Model Number	Overall Width	Overall Length	Overall Height	Opening Height	Capacity (Pounds)	Weight (Pounds)
<b>SMALL</b> Wires	WR-24	24"	2-7/8"	7/16"	5/16"	5,000	2
	WR-36	36"	2-7/8"	7/16"	5/16"	5,000	3
	WR-48	48"	2-7/8"	7/16"	5/16"	5,000	4
<b>MEDIUM</b> Hose and Cable	HCR-24	24"	7"	1-1/8"	3/4"	5,000	6
	HCR-36	36"	7"	1-1/8"	3/4"	5,000	9
	HCR-48	48"	7"	1-1/8"	3/4"	5,000	12
<b>LARGE</b> multiple Hose and Cable	LHCR-36	36"	9-1/8"	1-1/2"	1-1/4"	5,000	12
	LHCR-48	48"	9-1/8"	1-1/2"	1-1/4"	5,000	16
	LHCR-60	60"	9-1/8"	1-1/2"	1-1/4"	5,000	20
	LHCR-72	72"	9-1/8"	1-1/2"	1-1/4"	5,000	24

\* Shown Actual Size: Line drawings represent the opening height for each designated ramp



**Vestil Manufacturing Company**  
 P.O. Box 570  
 Angola, IN 46703  
 Ph. (219)665-7586  
 Fax (219)665-1339  
 E-mail: vestil@dmci.net  
 Website: www.vestil.com

Distributed By: